



VideoTest-Karyo 3.1

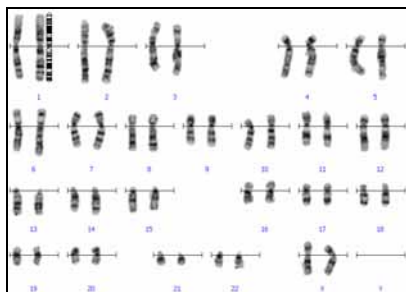
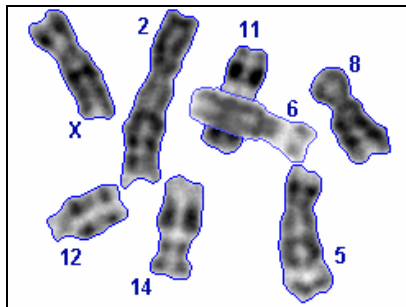
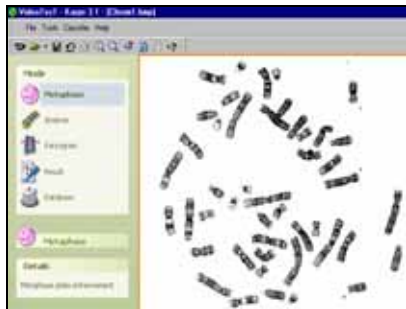
Chromosome Analysis

VIDEOTEST-KARYO 3.1 – MAXIMUM ACCURACY, MINIMUM EFFORTS!

VideoTest-Karyo 3.1 software is designed for automatic karyotyping of human chromosomes stained by different techniques, and for semiautomatic karyotyping of chromosomes of animals and plants.



VideoTest-Karyo 3.1 main features:



- Easy to learn and use, logical step-by-step operation: image acquisition – chromosome separation – automatic arrangement of the chromosomes into karyogram – save and print out images and analysis results, user-friendly interface, fast operation.
- Ability to work with G, Q, R-banded chromosomes.
- Image enhancement. Automatic separation of the overlapped and touching chromosomes.
- High accuracy of the automatic karyotyping of the human chromosomes, ability to train the system to better recognize chromosomes. Straightening the chromosomes in the karyogram.
- Ability to display the standard human ideograms in the karyogram. Three built-in databases of the human chromosome ideograms (400, 550, and 850 bands). Mouse, rat, chicken, cattle, sheep and pig ideogram databases. Ability to add ideogram databases of other animals and plants by request.
- Manual karyotyping of animal and plant chromosomes.
- Ability to compare chromosomes and ideograms in the compare field.
- Built-in image database. Simple mechanism of data transfer into the database. Unique tool of image and data compression with no loss in quality. Information sort and quick search. Report generation and printing out.



P.O. Box 356, St.-Petersburg
190000 Russia
Ph.: +7(812) 314-8100, 314-8445
Fax: +7(812) 325-6494
Email: info@videotest.ru
www.videotest.ru

Linden Bucks Technology Supplies Sdn. Bhd.
28A Jalan Mega Mendung, Bandar Park
Off 5th Mile Jalan Kelang Lama
58200 Kuala Lumpur
Tel: +60-3-79832663
Fax: +60-3-79845137
Email: lbts@lindenbucks.com
www.lindenbucks.com